

MODELS

Econo | AR-36 | AR-38 | Wes Cargo | Big Wes | AV-Wind

Before you start

1. The payload's center of gravity must be in front or in line with the ATV's rear axle.
2. Position the cargo box or the cargo box seat according to the workload.
3. A «U» bolt mounting kit is included in every cargo box and cargo box seat. This mounting kit is specially designed to fit on all tubing racking.
4. The «U» mounting kit is not designed to fit on plastic racks. Mounting kits are available to fit on certain plastic racks. Please log on to www.wesindustries.com for more information.



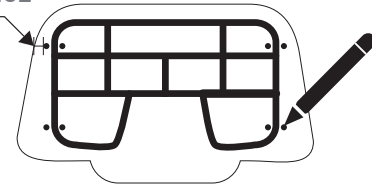
Step 1.

Place the cargo box or the cargo box seat on the rack to identify the best location to install the «U» bolts.

Note

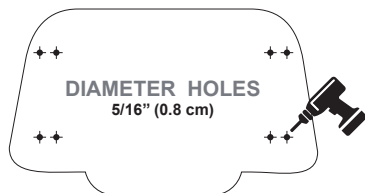
The «U» bolts must be placed as far away as possible from one another (in a 4 corner fashion) and at a minimum 1" (2.54cm) from the box's outer edge. We recommend installing the bolts against tubing intersections to prevent any sliding.

MINIMUM DISTANCE
1" (2.54 cm)



Step 2.

Underneath the cargo box or the cargo box seat, mark down the spots where you need to drill the holes.

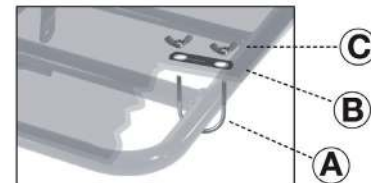


Step 3.

Remove the cargo box or the cargo box seat from the rack and drill the holes (defined at step 2) with a 5/16" drill bit.

Note

Before any drilling, make sure the distances between all the holes are respected.



Step 4.

Place the cargo box or the cargo box seat on the rack and install all the «U» bolts (A) by inserting them underneath the box and the rack. Then place the metal plates (B) on each «U» bolt from the inside the cargo box or cargo box seat. Finally, screw on the wing nuts on each bolt.

Note

Do not over tighten. The metal plates must not be bent.

Warning

This device is not endorsed or approved by any authorities for carrying any passenger(s). Do not carry any flammable materials or liquids inside the cargo box or the cargo box seat. Do not carry any explosive materials or liquids inside the cargo box or the cargo box seat.

Maintenance

Clean with mild soap and water only. For a brighter finish on the plastic (not the seat cushion), use a silicon based protector. Lubricate the lock (Wes Cargo model) on a regular basis.

Warranty

One year from date of purchase or from date of manufacturing (whichever comes first). Wes Industries will replace defective parts only (no labour) from manufacturing default only.