

MODELS

Touring Standard | Touring de Luxe

122-0020

122-0025

Before you start

1. The payload's center of gravity must be in front or in line with the ATV's rear axle.
2. Position the cargo box according to the workload.
3. A «U» bolt mounting kit is included in every cargo box. This mounting kit is specially designed to fit on all tubing racking.
4. The «U» bolt mounting kit is not designed to fit on plastic racks. Mounting kits for certain plastic racks are available. Please log on to www.wesindustries.com for more information.
5. To view the wiring diagram, please refer to www.wesindustries.com and click on the Wes Touring page. You will find a PDF file named «wire diagram».
6. For wire connections, please refer to a certified technician.




Step 1.

Place the cargo box on the rack to identify the best location to install the «U» bolts.

Note

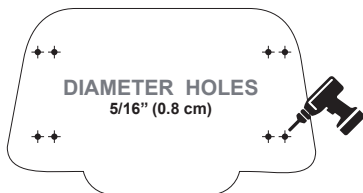
The «U» bolts must be placed as far away as possible from one another (in a 4 corner fashion) and at a minimum 1" (2.54cm) from the box's outer edge. We recommend installing the bolts against tubing intersections to prevent any sliding.

MINIMUM DISTANCE
1" (2.54 cm)



Step 2.

Underneath the cargo box, mark down the spots where you need to drill the holes.

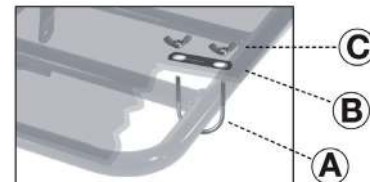


Step 3.

Remove the cargo box from the rack and drill the holes (defined at step 2) with a 5/16" (0.8cm) drill bit.

Note

Before any drilling, make sure all the distances between the holes are correct.



Step 4.

Place the cargo box on the rack and install all the «U» bolts (A) by inserting them underneath the cargo box and the rack. Then place the metal plates (B) on each «U» bolt from the inside the cargo box. Then screw on the wing nuts (C) on each bolt.

Note

Do not over tighten. The metal plates must not be bent.

Wire Connections

GREEN	Direct
YELLOW / BROWN	Brake light
WHITE	Ground

Maintenance

Clean with mild soap and water only. For a brighter finish, use a silicon based protector.

Warning

This device is not endorsed or approved by any authorities for carrying any passenger(s). Do not carry any flammable materials or liquids inside the cargo box or the cargo box seat. Do not carry any explosive materials or liquids inside the cargo box or the cargo box seat.

Warranty

One year from date of purchase or from date of manufacturing (whichever comes first). Wes Industries will replace defective parts only (no labour) from all manufacturing defaults.